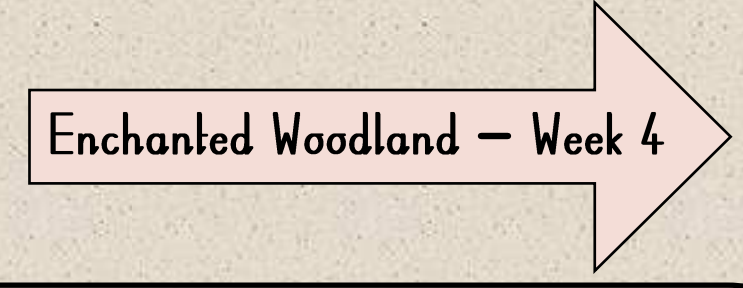
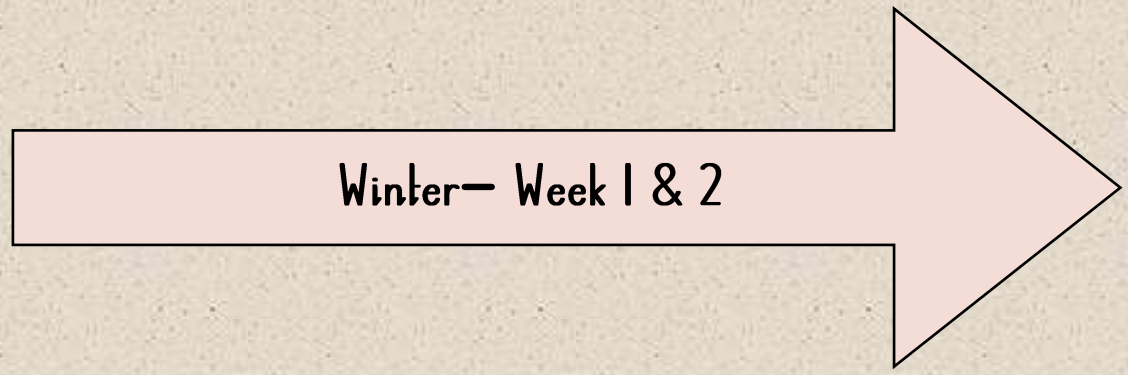












Reception – Spring Term | Curriculum Newsletter

Key books this term



Key Vocabulary:

- Antartic** – a very cold place at the bottom of the Earth
- Arctic** – a very cold place at the top of the Earth
- Polar** – linked to the cold areas at the top and bottom of the Earth
- Freeze** – when something turns to ice because it is very cold
- Penguin** – a bird that cannot fly and lives in cold places
- Winter** – the coldest season of the year
- Cold** – having a low temperature
- Snow** – soft white ice that falls from the sky

Key Questions?

- What is it like in polar places?
- Which animals live in very cold places?
- How do animals keep warm in cold habitats?
- What changes do we notice in winter?
- How do we keep ourselves warm in winter?

Key Vocabulary:

- Traditional tale** – a story told for many years
- Character** – a person or animal in a story
- Setting** – where the story happens
- Beginning** – the start of the story
- Middle** – what happens after the beginning
- End** – how the story finishes
- Good** – a kind or helpful character
- Bad** – an unkind or tricky character
- Problem** – something that goes wrong in the story
- Solution** – how the problem is fixed

Key Questions?

- Who are the characters in this story?
- Where does the story take place?
- What problem happens in the story?
- How is the problem solved?

Key Vocabulary:

- Woodland** – an area with lots of trees
- Branches** – parts of a tree that grow out from the trunk
- Animal** – a living creature
- Habitat** – a place where animals live
- Explore** – what happens after the beginning
- Journey** – travelling from one place to another
- Long grass** – tall grass that is hard to walk through
- River** – flowing water
- Tiptoe** – to walk quietly on your toes.
- Brave** – not scared to try something

Key Questions?

- What plants and animals live in a woodland?
- What places do the family travel through?
- Which part of the journey would you like best?
- How do the characters feel at the beginning and the end?
- What happens when they find the bear?

Key Vocabulary:

- Once upon a time** – words used to start a traditional story
- Fairy tale** – a story with make-believe characters and events
- Character** – a person or animal in a story
- Setting** – where the story takes place
- Chase** – to run after someone
- Trick** – to fool someone

Key Questions?

- Who are the main characters in each story?
- Where does each story happen?
- What problems happen in the stories?
- How do the stories end?

Fine motor:

Physical development

Name writing

Every morning all the children will come in and find their names, following the arrows to ensure they start their letters in the correct place and have the correct formation.



Kinetic Letters

We are learning handwriting through the Kinetic Letters programme. Kinetic Letters focuses on building strong bodies and strong habits so children can become confident, fluent writers.

This term, children will continue to strengthen the small muscles in their hands and fingers to improve control and coordination. They will practise using tools such as scissors, pencils, and paintbrushes with increasing accuracy.

AT HOME:

- Encourage activities that build strength and control (climbing, crawling, playdough, Lego).
- Give plenty of chances for drawing, colouring and mark making.
- When your child writes, remind them to start letters in the right place and form them the Kinetic Letters way.
- Praise effort – developing strong writing habits takes time.
- Pencil grips- We will be teaching the children to write using a tripod grip- please encourage this at home.


Gross motor This half term, children will be developing their gymnastics skills through fun, active sessions. They will learn to move in different ways by travelling, balancing, jumping, rolling, and stretching. Children will explore using their bodies safely on mats and apparatus, improving their strength, coordination, and control. They will practise following simple instructions, taking turns, and working with others, while building confidence and enjoyment in physical activity.

We will practice these skills during **PE** sessions on a Monday.

Self care

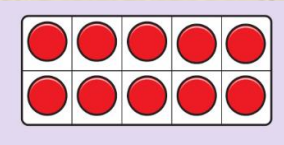
Encourage your children to dress themselves – doing up shoes, zips, buttons, belts.

Eating – using cutlery, opening lunch boxes and food bags. Hygiene – cleaning teeth, brushing hair, toileting.



Counting to 10

This term, Reception children are learning to count, recognise, and write numbers up to 10. Through hands-on activities and games, they are developing confidence with numbers and beginning to understand their order and value.



Comparing numbers within 10

This term, Reception children are learning to compare numbers up to 10 using the concepts of more and less. Through hands-on activities and games, they are developing a strong understanding of number relationships and early problem-solving skills.

AT HOME

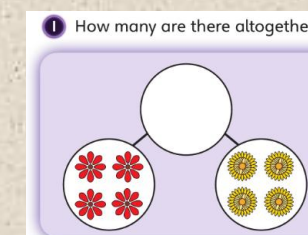
Counting to 10: Count everyday objects like toys, fruit, or stairs.

Comparing Numbers: Ask which group has more or less.

Addition: Use part-part-whole ideas with objects—“3 toys plus 2 toys equals 5”

Measurement: Compare length, height, and weight using everyday items:

Mathematics



Addition to 10

This term, Reception children are learning to add numbers up to 10 using part-part-whole models. They will explore how smaller numbers combine to make a whole, developing their understanding of addition through practical, hands-on activities and visual models.



Measurement

This term, Reception children are exploring measurement by comparing and describing objects' length, height, and weight. Through hands-on activities, they are developing practical skills in measuring, estimating, and using appropriate vocabulary to describe the world around them.

Literacy- Reading and Writing

Phonics

At Hall Meadow we follow a phonics scheme called 'Read, Write, Inc.'



CVC words

Children will practise reading CVC (consonant-vowel-consonant) words such as *cat*, *dog*, and *pen*. They will use their phonics knowledge to blend sounds together and read words independently. Activities will include flashcards, word games, and simple sentences to build confidence and fluency in early reading.



Grandma Fantastic

This half term, children will develop their early writing skills through the *Fantastic Foundations* scheme. They will strengthen fine motor control and learn to form letters correctly. Through stories, talk, and shared writing activities, *Grandma Fantastic* helps build children's vocabulary by introducing new words and encouraging them to use these words in their speaking and writing. Children will practise mark making, drawing, and writing labels and simple words, building confidence and enjoyment in writing.

Sounds

This half term, children will be consolidating their Set 1 sounds and learning to read and write digraphs. They will practise recognising sounds, blending them to read simple words, and segmenting words to support spelling. Children will build confidence and fluency through daily phonics activities, games, and reading practice.



AT HOME:

- Share books daily – read to your child and talk about the pictures.
- Practise recognising their name in print.
- Listen to your child blend sounds into words when they are ready.
- Help them practise writing their name with the correct letter formation.
- Offer fun fine motor activities to strengthen hands: threading, playdough, Lego, using pegs and scissors.
- Talk about your day together and encourage full sentences.




PSED



We follow a scheme called SCARF to focus on PSHE, which links to PSED in EYFS. Our focus this term is Keeping Safe

This term, Reception children are learning how to stay safe in a variety of ways. They will explore what is safe to go onto and into their bodies, including medicines, and how to stay safe both indoors and outdoors. The children will also develop awareness of their feelings, learn about online safety, and discover the important role of people who help keep them safe.



No Outsiders: *You Choose*

Reception children are exploring the themes of friendship, fairness, and making kind choices through the book *You Choose*. They will discuss different ways people live, celebrate differences, and learn how to include others and make thoughtful decisions in everyday situations.

AT HOME:

- Look at family photos together and discuss who lives in your home. Encourage your child to create a picture of their family.

Expressive Arts and Design



Art Painting and Mixed Media: Paint My World

This term, our Reception children are exploring the wonderful world of paint and mixed media! Through nature, music, and collaborative projects, they are developing their creativity and imagination. The children will experiment with different painting techniques, create vibrant collages, and enjoy making transient art, all through child-led exploration. It's a fun, hands-on way for them to express themselves and discover new artistic possibilities!

Music

Children will explore sounds, rhythm, and pitch using their voices and musical instruments. They will learn simple songs, experiment with making different sounds, and respond to music through movement and listening activities. These experiences support listening skills, creativity, and confidence in performing.

Knowledge and Understanding of the World

RE Where Do We Belong and What Makes It Special?

This term, Reception children are exploring the idea of belonging and what makes their homes, families, and communities special. Through discussions, stories, and activities, they will reflect on their own experiences, celebrate differences, and develop a sense of identity and connection to the world around them.

This term, Reception children are exploring the world through Science. They will investigate seasonal changes, learn about winter and how it affects the environment, and explore their senses through hands-on activities. These experiences help children observe, ask questions, and make sense of the world around them.



The Natural World

This term in Understanding the World Reception children are exploring the world around them through Geography, Science, and other hands-on activities. They will learn about hot and cold places, different climates, and how people, animals, and plants adapt. They will also investigate materials, seasonal changes, and the natural environment, building their curiosity and understanding of the world.



Forest School

We will be continuing to explore the outdoor environment, developing curiosity and confidence in nature. Our Forest School sessions will focus on teamwork, problem solving, and developing physical skills like balance and coordination.

AT HOME: Talk to your children about the world around them and their place in it.

Term Dates

21st January – PACT National Popcorn Day – Film and Popcorn

4th February – School Photographs

12th February 3pm – Read with Children